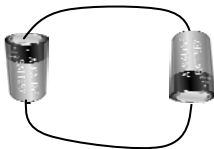


**Explain: Series and Parallel Circuits**

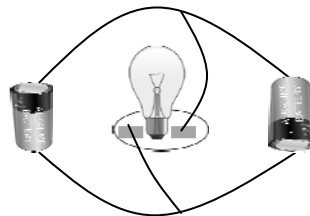
<p>o n <b>Series Circuit</b> p a h</p>	<p>m u l t i <b>Parallel Circuit</b> l e s</p>
<p>w c <b>Complete</b> r o k s i e n d g</p>	<p>b r o k <b>Incomplete</b> n</p>

Trace the paths of electrical energy to determine whether each circuit is a series or parallel circuit.

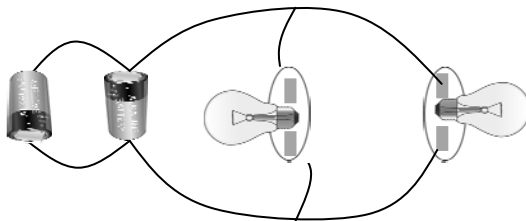
1



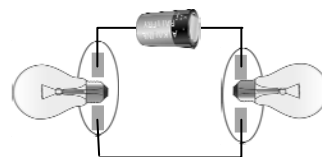
4



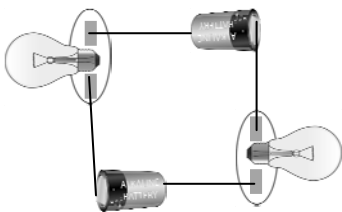
2



5



3



6

