

Interactive Notebooks:
Meeting the Needs of
English Language Learners

Sherry Olivares
Region 4 Education Service Center
www.theansweris4.net
solivares@esc4.net
713.744.6330



Permission to copy classroom-ready materials granted
to attendees of this session.
© 2012 Region 4 Education Service Center
All rights reserved.

Handouts will be available online until **May 8, 2012**

<http://www.theansweris4.net>

-Click on Services

-Click on Academic Services

-Click on Mathematics

-Click on Professional Development Materials



<http://www.twitter.com/R4math>

Interactive Notebooks are characterized by

RIGHT SIDE Input and **LEFT SIDE Output!**

Left Side Characteristics

Colorful, creative, unique to student, demonstrates understanding, entered on even numbered pages, date and subject title at top of each page

Right Side Characteristics

Content and concepts of curriculum, notes in Cornell style, teacher or text driven, entered on odd numbered pages, date and subject title at top of page

<i>Left Side Examples</i>	<i>Right Side Examples</i>
Poems Vocabulary Cartoons Word Puzzles Analogies Graphics Sketches Practice problems or examples Paraphrases Pictures Articles Lyrics to a song Web information Memory tips and techniques Brainstorming Concept maps/flow charts Study plan Reflections Goal setting Communication with parent/teacher	Lecture Notes Daily and homework assignments Tests Quizzes Lab activities Hand outs Vocabulary Assignments Focus or warm-up activities Foldables Pre-lab notes Book notes Graphic organizers Film notes

An Interactive Notebook gives students a place to:

- Set Goals
- Plan Study Strategies
- Document Learning
- Track Success

Suggested First Pages

Title Page (1st actual page)

- Name
- Course
- Class period
- Year
- Instructor

Table of contents

- Have students draw their own TOC chart
- Start on the front of the 2nd actual page
- First entry is a right side Content
- Student use three consecutive pages front and back

The following documents may be entered on the front and back of the next few pages. Have the students use staples or tape.

Handouts

- Course syllabus
- Expectations/norms
- Honor code
- Other

Goal Page

- Students write goals stating what they want to accomplish or gain from the course
- May be written in process or performance terms
- Goals should be revisited/rewritten when analyzing grade reports/test scores

Planning page

- Students state the strategies needed to accomplish their goals
- Strategies should be revisited/rewritten when analyzing grade reports/test scores

Tracking Page

- Students create data table for grade reports or exam grades
- Students graph their progress

First Content Page

- Page one on the next available right side.

My Math Interactive Notebook

You are a mathematician. Mathematicians use notebooks and journals to record data, illustrations, charts, graphs, and their thinking. You can also use it to record your questions and ideas.

We will follow guidelines when using our notebooks to make them informative and interesting. Your notebook should reflect your experiences, your thinking, and your creativity, but it should be easily understood by others.

Guidelines:

- Write neatly and legibly – across out mistakes with a single line or carefully erase
- Do not tear out pages
- Create a title page
- Number each page
- Create a table of contents
- Title each activity and add to the table of contents
- Label drawings, graphs, and charts
- Use sentences to communicate observations, plans, explanations, conclusions, and applications

Getting Started with Writing:

- This reminds me of . . .
- I see a pattern . . .
- What would happen . . .
- I observed that . . .
- This problem . . .
- How many . . .



Authors Page

Name: _____

Nickname: _____

Birthday: _____

Food: _____

Music: _____

Sport: _____

Color: _____

Movie: _____

Book: _____

Place: _____

Three words I would use to describe myself are:

I would like to take a vacation to:

In the future I would like to be a(n):



Authors Page

Name: _____

Nickname: _____

Birthday: _____

Food: _____

Music: _____

Sport: _____

Color: _____

Movie: _____

Book: _____

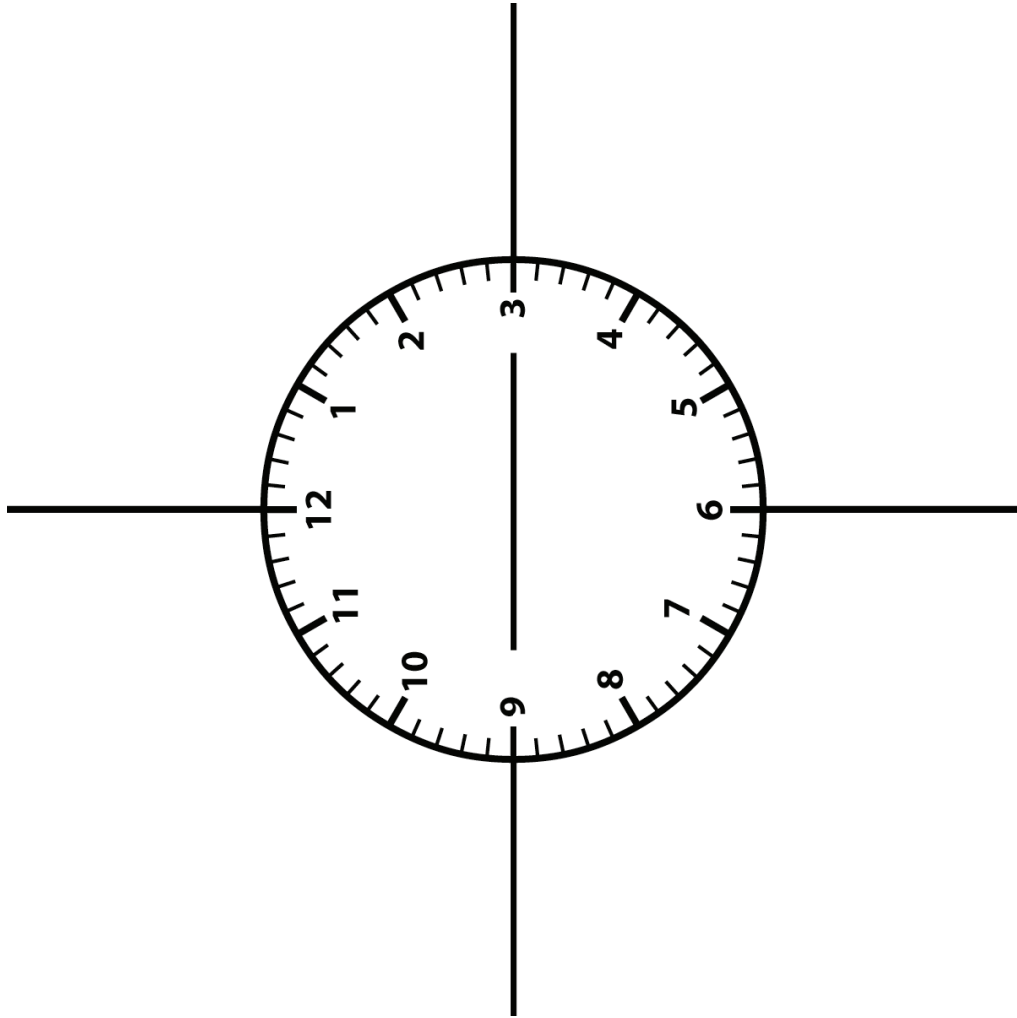
Place: _____

Three words I would use to describe myself are:

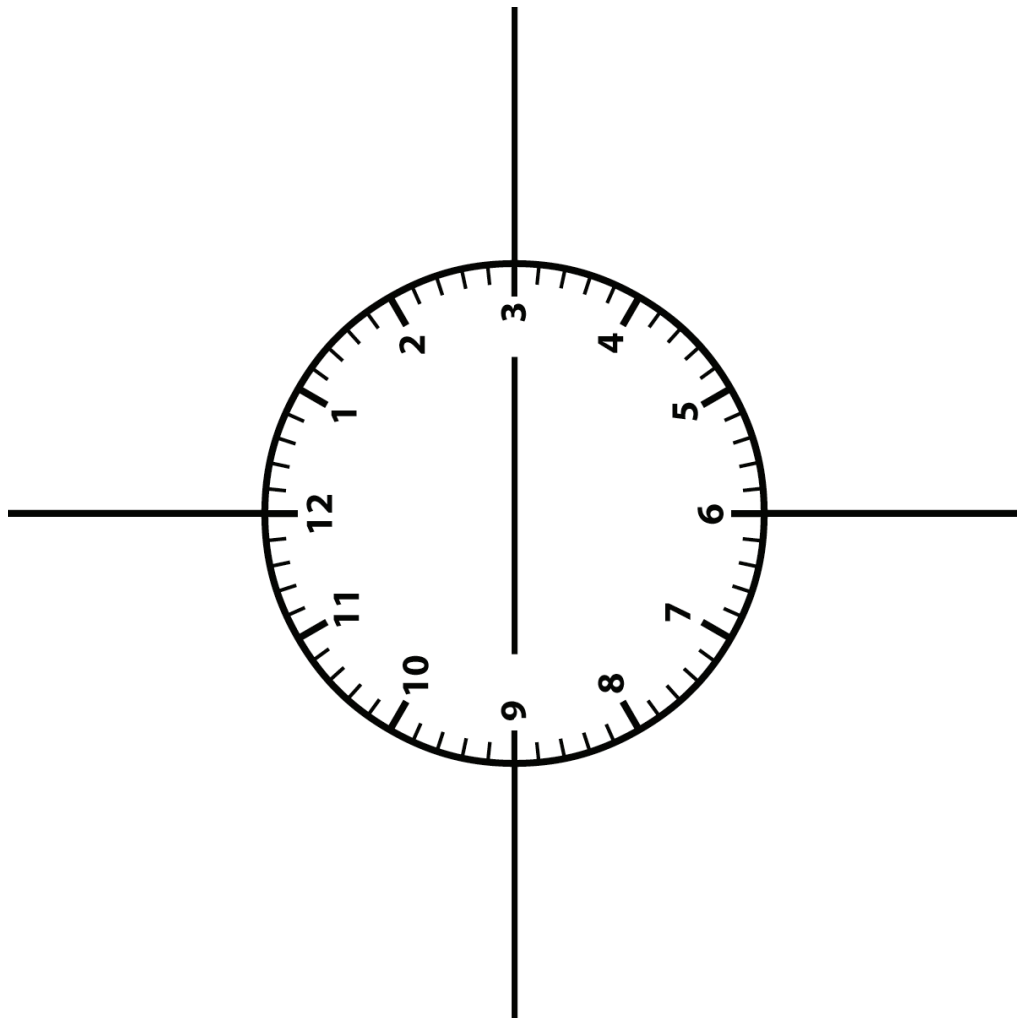
I would like to take a vacation to:

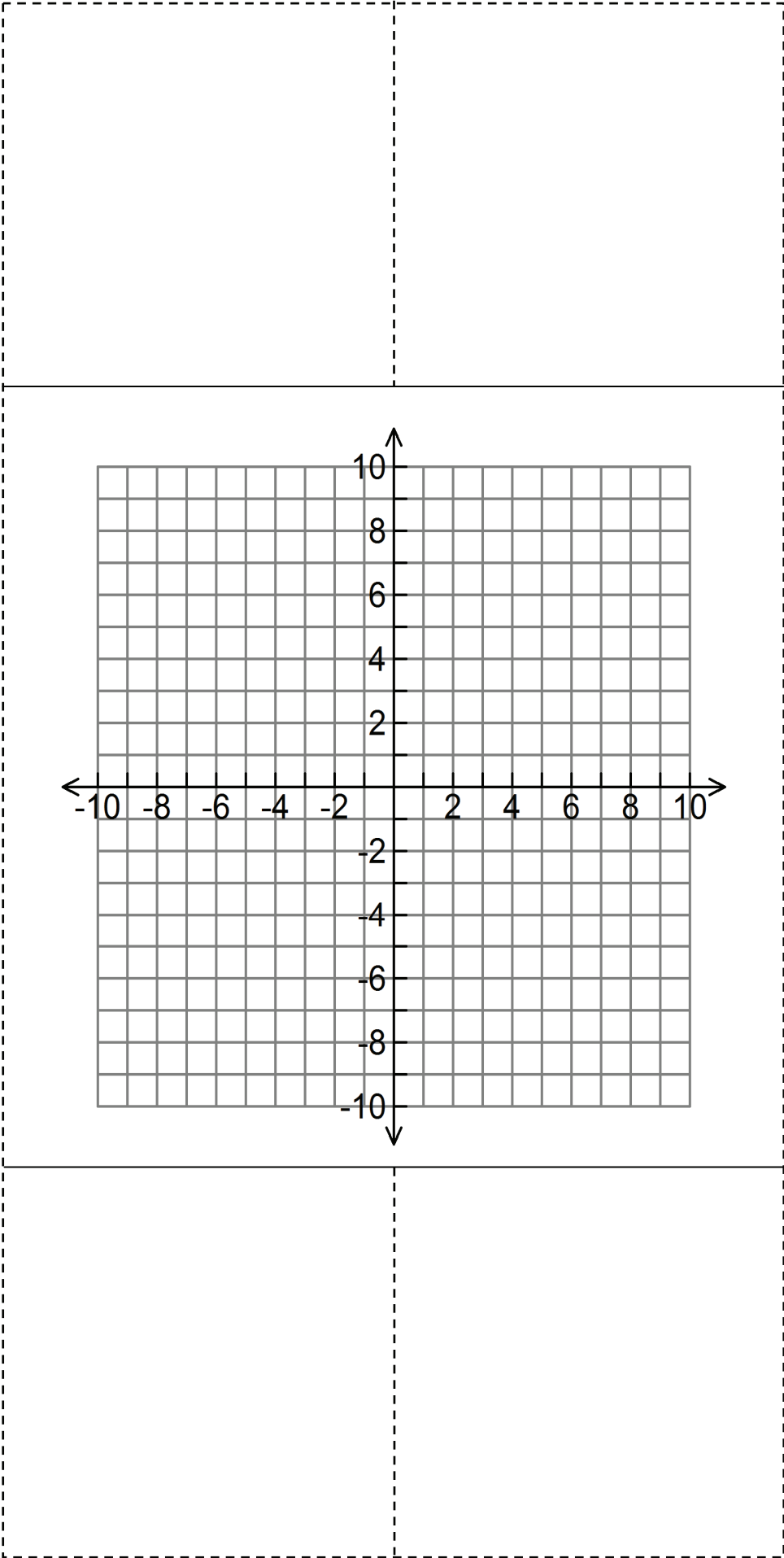
In the future I would like to be a(n):

Clock Partners



Clock Partners





Title:

Questions	Notes
Summary:	

Title:

Questions	Notes

Summary:

--

Cornell Note Taking
(Content title here)



Questions	Notes
------------------	--------------

<p>Questions, comments, thoughts about content notes</p> <p>Fold at line or cover notes and use questions as a study tool</p>	<p>Students take notes in the style you model or in the style that makes sense to them</p>
---	--

Summary: Students summarize concepts and content and/or connect to real world or their own experiences. Can use as a checkpoint for understanding.

INTERACTIVE CAFÉ

DAILY SPECIALS

APPETIZERS- EASY PICKINGS

0.00

Digital photos
Web information
Articles

Magazine pictures
Research notes
News feeds

ENTRÉES- MEATY MATTERS

0.00

Graphic organizer
Real world applications
Goal setting

Thinking maps
Career connections
Study plan

SIDES- CROSS-CURRICULAR

0.00

Practice problems
Acrostics
Analogies

Historical connections
Acronyms
Sketch

DESSERTS- CREATIVE FLAIR

0.00

Nonlinguistic representation
Cartoon
Song

Innovative application
Game
Folding model

BEVERAGES- THE FLOW

0.00

Reflection
Summary of Understanding
AHAs!

*Where meetings of the mind are always the
special of the day!*



*Cut along the dotted
lines.*

This Interactive Café is designed to fit a standard composition book.

INTERACTIVE CAFÉ

DAILY SPECIALS

APPETIZERS- EASY PICKINGS 0.00

<i>Digital photos</i>	<i>Magazine pictures</i>
<i>Web information</i>	<i>Research notes</i>
<i>Articles</i>	<i>News feeds</i>

ENTRÉES- MEATY MATTERS 0.00

<i>Graphic organizer</i>	<i>Thinking maps</i>
<i>Real world applications</i>	<i>Career connections</i>
<i>Goal setting</i>	<i>Study plan</i>

SIDES- CROSS-CURRICULAR 0.00

<i>Practice problems</i>	<i>Historical connections</i>
<i>Acrostics</i>	<i>Acronyms</i>
<i>Analogies</i>	<i>Sketch</i>

DESSERTS- CREATIVE FLAIR 0.00

<i>Nonlinguistic representation</i>	<i>Innovative application</i>
<i>Cartoon</i>	<i>Game</i>
<i>Song</i>	<i>Folding model</i>

BEVERAGES- THE FLOW 0.00

Reflection
Summary of Understanding
AHAs!

INTERACTIVE CAFE

Where meetings of the mind are always the special of the day!



Interactive Notebook Rubric

6 Excellent

- ❖ Notebook contents are complete, dated, and labeled
- ❖ Pages are numbered (odd: Right side, even: Left-side)
- ❖ Right-side/Left-side topic are correct and organized
- ❖ Notes and writing go beyond basic requirements
- ❖ Uses color and effective diagrams
- ❖ Notebook is neat and shows attention to detail
- ❖ Shows impressive and in-depth self-reflection about work

5 Above Average

- ❖ Notebook contents are complete, dated, and labeled
- ❖ Pages are numbered (odd: Right side, even: Left-side)
- ❖ Right-side/Left-side topic are correct and organized
- ❖ Most areas meet requirement but don't go beyond
- ❖ Uses color and effective diagrams
- ❖ Includes traits of a six, but lacks excellence
- ❖ Shows in-depth self-reflection

4 Average

- ❖ Notebook contents are 90% complete, dated, and labeled
- ❖ Pages are numbered (odd: Right side, even: Left-side)
- ❖ Right-side/Left-side topic are correct and organized
- ❖ Information shows a basic understanding of content and topics
- ❖ Uses color and some diagrams
- ❖ Some areas meet requirements but don't go beyond
- ❖ Shows limited but real self-reflection

3 Below Average

- ❖ Notebook contents are 80% complete, dated, and labeled
- ❖ Pages are numbered (odd: Right side, even: Left-side)
- ❖ Right-side/Left-side topic are somewhat organized
- ❖ Information shows limited understanding of content and topics
- ❖ Uses minimal color and few diagrams
- ❖ Few areas meet all requirements
- ❖ Shows some real self-reflection

2 Inadequate

- ❖ Contents are incomplete
- ❖ Some attempt at dating an labeling is evident
- ❖ R side/L side inconsistent an unorganized
- ❖ Information shows superficial understanding and inaccuracies
- ❖ Sloppiness prevails
- ❖ Shows little self reflection

1 Incomplete

- ❖ Too incomplete to grade

Cut along the dotted lines.



This Interactive Notebook Rubric is designed to fit a standard composition book.

Interactive Notebook Rubric

6 Excellent

- ❖ Notebook contents are complete, dated, and labeled
- ❖ Pages are numbered (odd: Right side, even: Left-side)
- ❖ Right-side/Left-side topic are correct and organized
- ❖ Notes and writing go beyond basic requirements
- ❖ Uses color and effective diagrams
- ❖ Notebook is neat and shows attention to detail
- ❖ Shows impressive and in-depth self-reflection about work

5 Above Average

- ❖ Notebook contents are complete, dated, and labeled
- ❖ Pages are numbered (odd: Right side, even: Left-side)
- ❖ Right-side/Left-side topic are correct and organized
- ❖ Most areas meet requirement but don't go beyond
- ❖ Uses color and effective diagrams
- ❖ Includes traits of a six, but lacks excellence
- ❖ Shows in-depth self-reflection

4 Average

- ❖ Notebook contents are 90% complete, dated, and labeled
- ❖ Pages are numbered (odd: Right side, even: Left-side)
- ❖ Right-side/Left-side topic are correct and organized
- ❖ Information shows a basic understanding of content and topics
- ❖ Uses color and some diagrams
- ❖ Some areas meet requirements but don't go beyond
- ❖ Shows limited but real self-reflection

3 Below Average

- ❖ Notebook contents are 80% complete, dated, and labeled
- ❖ Pages are numbered (odd: Right side, even: Left-side)
- ❖ Right-side/Left-side topic are somewhat organized
- ❖ Information shows limited understanding of content and topics
- ❖ Uses minimal color and few diagrams
- ❖ Few areas meet all requirements
- ❖ Shows some real self-reflection

2 Inadequate

- ❖ Contents are incomplete
- ❖ Some attempt at dating and labeling is evident
- ❖ R side/L side inconsistent and unorganized
- ❖ Information shows superficial understanding and inaccuracies
- ❖ Sloppiness prevails
- ❖ Shows little self reflection

1 Incomplete

- ❖ Too incomplete to grade

Interactive Notebook Rubric

	Excellent	Satisfactory	Need Improvement	Weak
Output	All work is: * Finished * Thoughtful * Making connections * Clear * Creative	Majority of work is: * Finished * Thoughtful * Making connections * Clear * Creative	Some work is: * Finished * Thoughtful * Making connections * Clear * Creative	Little/No work is: * Finished * Thoughtful * Making connections * Clear * Creative
Points	20	15	10	5

Input	All work is: * Finished * Thoughtful * Thorough * Consistently done with good effort	Majority of work is: * Finished * Thoughtful * Thorough * Consistently done with good effort	Some work is: * Finished * Thoughtful * Thorough * Consistently done with good effort	Little/No work is: * Finished * Thoughtful * Thorough * Consistently done with good effort
Points	20	15	10	5

Organization and Neatness	* Pages are numbered * Table of Contents complete with titles * Work is neat and legible * Contents is organized and in its proper place	Less than 4 items are missing.	Five to Eight items are missing.	Nine or more items are missing.
Points	10	8	6	4

Teacher Comments:

Score: Rubric Points: _____ $\frac{\boxed{}}{50} = \boxed{}\%$
--

Interactive Notebook Rubric



	Excellent	Satisfactory	Need Improvement	Weak
Output	All work is: * Finished * Thoughtful * Making connections * Clear * Creative 20	Majority of work is: * Finished * Thoughtful * Making connections * Clear * Creative 15	Some work is: * Finished * Thoughtful * Making connections * Clear * Creative 10	Little/No work is: * Finished * Thoughtful * Making connections * Clear * Creative 5
Points				

Input	All work is: * Finished * Thoughtful * Thorough * Consistently done with good effort 20	Majority of work is: * Finished * Thoughtful * Thorough * Consistently done with good effort 15	Some work is: * Finished * Thoughtful * Thorough * Consistently done with good effort 10	Little/No work is: * Finished * Thoughtful * Thorough * Consistently done with good effort 5
Points				

Organization and Neatness	* Pages are numbered * Table of Contents complete with titles * Work is neat and legible * Contents is organized and in its proper place 10	Less than 4 items are missing. 8	Five to Eight items are missing. 6	Nine or more items are missing. 4
Points				

Teacher Comments:

Score:

Rubric Points: _____ = / 50 = %

Name: _____

Interactive Notebook Rubric

Title Page: 5 pts. _____
Student Name, Course,
Period, Year, Teacher

Table of Contents: 15 pts. _____
LS/RS correct designation,
entries complete

Grade Sheet/Graph
Updated: 5 pts. _____
Pages Titled: 5 pts. _____
Pages Numbered: 10 pts. _____
Entries Secure: 5 pts. _____
Daily Focus: 15 pts. _____

All Assignments
Entered: 10 pts. _____
L Sides: 30 pts. _____
Appropriate, colorful, creative,
shows interaction with content

Extra Credit: 5 pts. _____
Work is neat and organized

Total points: _____

Teacher Comments:

Name: _____

Interactive Notebook Rubric

Title Page: 5 pts. _____
Student Name, Course,
Period, Year, Teacher

Table of Contents: 15 pts. _____
LS/RS correct designation,
entries complete

Grade Sheet/Graph
Updated: 5 pts. _____
Pages Titled: 5 pts. _____
Pages Numbered: 10 pts. _____
Entries Secure: 5 pts. _____
Daily Focus: 15 pts. _____

All Assignments
Entered: 10 pts. _____
L Sides: 30 pts. _____
Appropriate, colorful, creative,
shows interaction with content

Extra Credit: 5 pts. _____
Work is neat and organized

Total points: _____

Teacher Comments:

Notebook Labels

Name: _____ Please return to _____ Room: _____	Name: _____ Please return to _____ Room: _____
Name: _____ Please return to _____ Room: _____	Name: _____ Please return to _____ Room: _____
Name: _____ Please return to _____ Room: _____	Name: _____ Please return to _____ Room: _____
Name: _____ Please return to _____ Room: _____	Name: _____ Please return to _____ Room: _____

