

Supporting
Writing
Instruction:
English Language
Learners

Session 3

Presented by Meredith
Alvaro


@AlvaroMeredith



MAlvaroConsulting@
gmail.com



www.meredithalvaro.com,

Period =  + "Cluck"

Comma =  + "Swish"

Quotes =  + 

Question =  + 
(voice goes up = intonation)

Exclamatory =  + 
(voice goes straight up = WOW!)

Beliefs about Instruction

⊕ Assignments vs. Instruction

- Teach how-to do _____
anytime you need to

Step 1:

Step 2:

Step 3:

⊕ Simple + Effective

⊕ when to use it

⊕ how to make it

⊕ work every time

⊕ Supporting Independence not Dependence

Writing Process

- ① Immersion = we read samples of the genre
⊕ by students = accessible

- Language
- Topics

Sample #1

Sample #2

Sample #3

What is the "recipe"

Essays have:

Intro

Part 1 _____

Part 2 _____

Closing

② Planning

Oral



I will
write all
about



1

Part



2



3

How to plan ANY Essay

"GIANT T"

Topic /
Thesis (Opinion)

- Part 1
Reason 1

- Word Bank

- Part 2
Reason 2

- Word Bank

I ♥ NYC

Cool Transportation

- Taxi
- Subway
- Busses
- Uber
- Traffic is awful

Places to Visit

- Times Sq
- Statue of Lib
- Central Park
- ESB


Topic: NYC

1. Taxi
2. Times Sq
3. Broadway
4. Food Trucks
5. Night life
6. Columbia
7. NYU
8. Statue of Lib
9. Subway
10. Central Park

Sorting Ideas

Idea #1: Picture Sorts


Topic Baggies ⇒




Student

1


4 legs



2 legs



0 legs



1. Feathers

2. Fur

3. Scales

Student

2

Student

3

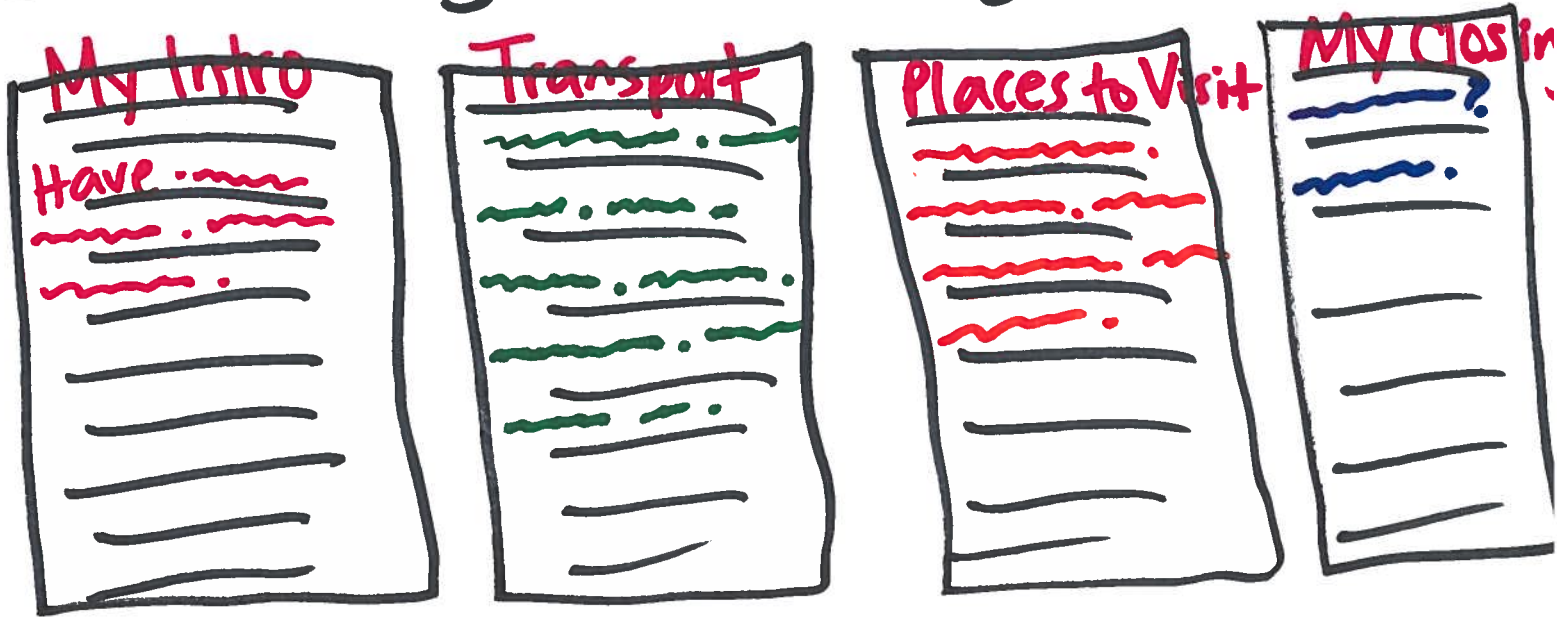
Forest

Farm

Ocean

Idea #2: Sort facts

③ Drafting ⇒ Drafting Booklet



Draft page-by-page

④ Revise page-by-page

• elaboration

_____ is _____

_____ has _____

According to _____, _____

One time _____, _____

I recommend _____

For example _____

Additionally, _____

• Vary sentences

_____? _____, _____, and _____


_____! _____, _____

⑤ Edit page-by-page



How to edit for spelling

Step 1: Start at last word



Step 2: thru



the



dor.



Circle
"99%"
words

Step 3: Use a tool to check your circled words

(6) Final Copy

